



东方雨虹



ustainability Report

..... 2

..... 5

..... 7

..... 7

..... 7

..... 9

- 9

..... 10

..... 11

..... 11



	-	35
1	35
2	36
3	36
4	37
	-	38
1	38
2	38
3	39
4	40
5	40
6	41
	41
	43
	43
1	43
2	u u	



.D ñ • €0ž° >|æàAÕ" €Đ fÂ €ĐÒ

œ(

Š +B ypÖö@



		SRM	

2022

157

4

2


15 ,

24

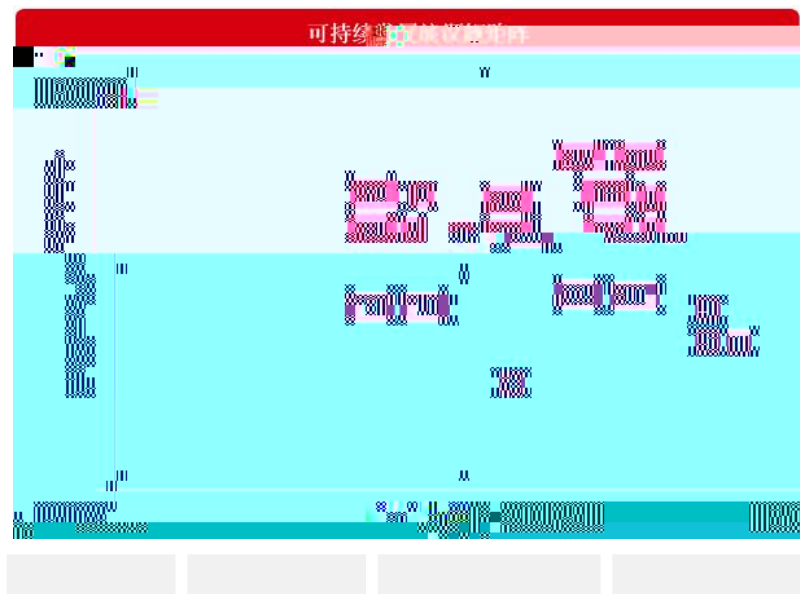
10

2022

201



SDGs





2022 7 " " "

2022 7 2022 & " "

2022 9 " "

FD " "

2022 11 " 2022 "

" 2022 "

2023 1 Caparol 188+ " 2023 -

- "

2021 50%


" "

2022 12 "

"

"

"



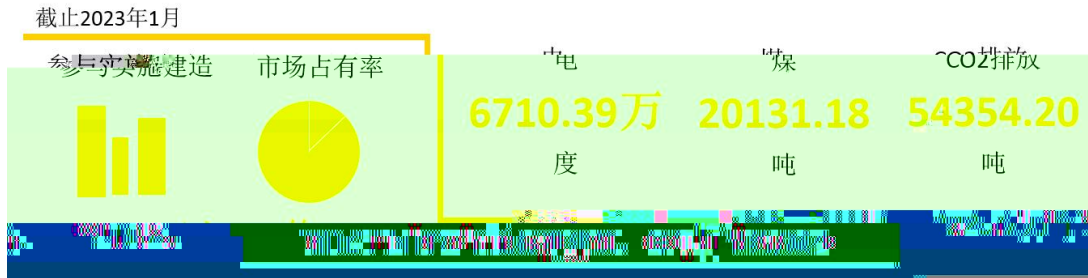


“ HEEC

/


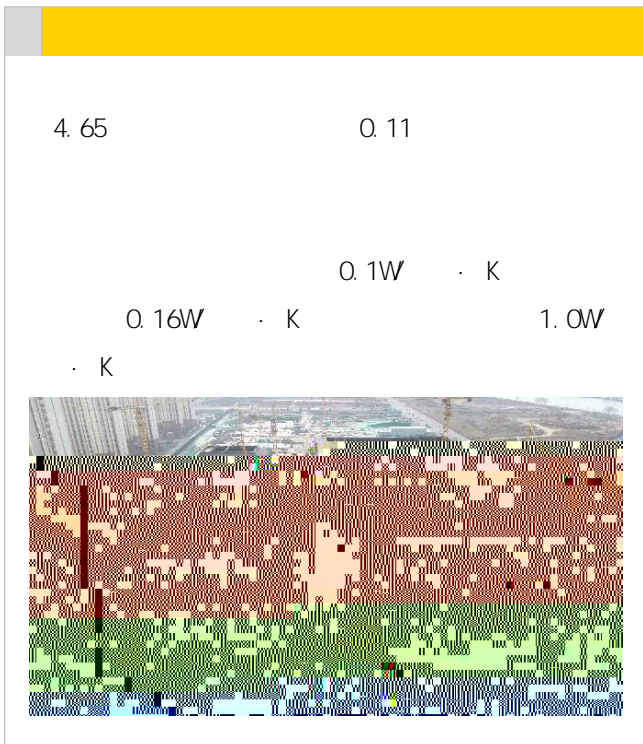
XPS

NS




2022

/



20-30

100 15% 20% 1000 6000kw h-8000
kwh 1 0.997kg 5982-7976kg



2010 TPO
TPO
4000 / 100NW 100 TPO
TPO






HDPE

100

PET



HDPE

HDPE

" "


10

HDPE

" "

10

AR



/

--

" "



FARE

"

"

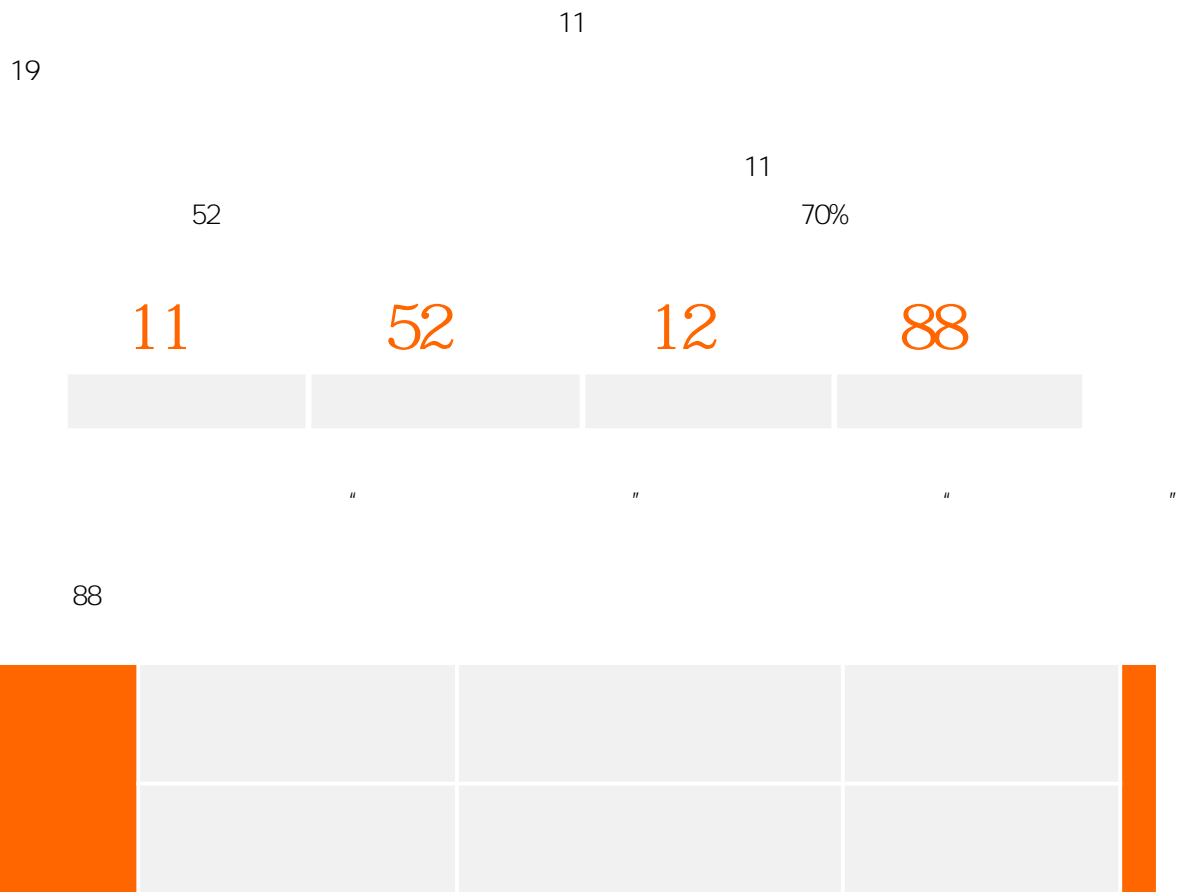



2022 5 24

0. 25cm/s

0. 15mm

PH 2-13





7

TPO

" 0

30

" "

"

"

"

10

26

18

12

85

1

14

2



2022 年 10 月

3

3+

0 The Bio



3

2022	&		
2022		2022	5

e

MRP

300

90%

86%

50%

87%

ERP


MES

2022 8

"

" 2022

10



1


7

25

8

2022

1		.	
2			B
3		-	
4		-	
5		-	
6		-	
7		-	
8		-	
9	GES-V808	-	
10		-	



200


R&D

Boato

Krauss Maffei

24

TI M&S
PLC



MDM

MES W&S LI M&S

MES



"

"

"

"

"

"

"

"

2022			
2000 3	1000	70	20

" "

PSD- 520 520 + 360 200+	2022 24 C "	52+ " 300 " " "	22 6*12 7*24 93.3 94.2 '
-----------------------------------	---------------------------	---------------------------------	---------------------------------------------

135

1000

136

2022

" "

" 2022 "

2023 1 10

" "

" "

" "



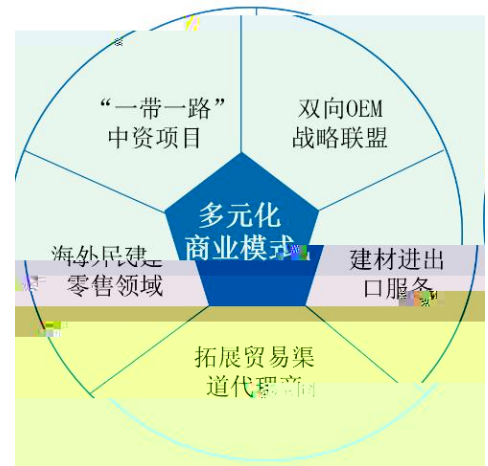
" "


" 2022 "



/ /

2022






" 2030 2060 "



A

A

/



GB/T 24001-2016

"

"

100%


100%

5

16

14

6



/

2022

"

"

1

1			996. 7674
2			38. 7725
3			214. 616
4			62. 56131
5			105. 139
6			68. 96
7			22. 42
8			9. 77
9			220. 88
10			39. 05
11			135. 25
12			201. 75
13			414. 55949
14			82. 3888
15			29. 27
16			394. 7
17			272. 623
18			203. 979
			3513. 4565

2

3

4

5

6

4

1

2

3

4

5

"

"



6

1			271.0918
2			657.2811
3			320.78
4		VOC	448.3
5			2067.9
6			40.05
7			164.74
8			1166.795333
9			14.5
10		1459.6	
11			317.554
12			24.1
13			14.9
14			279.2
15			107.37
			7354.162333

5S

	188tce

			2022
1		kW h	413608297.6
2		kW h	9275560
3		m³	60657409
4		kg	771.435
5		kg	3885
6		kg	497677.86

		&			
8	12	"	"	E-FACTORY	"
"	"	"	"	&	
				6	594
					

				HCFC	
CO2	HCFC				
"	"			CO2	2017
XPS	2022	CO2	371.81	35%	45%

		2018		"
		"		
130	(32)	JCJR-100
JCJR-10		895	20	
10				



5



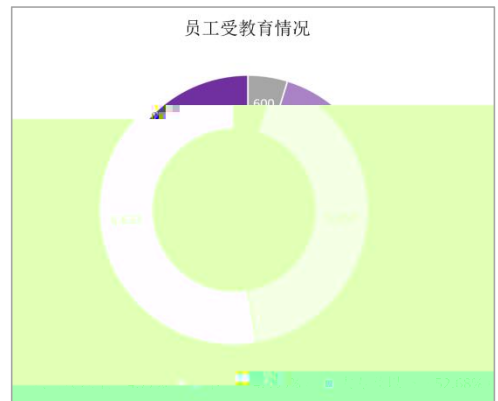
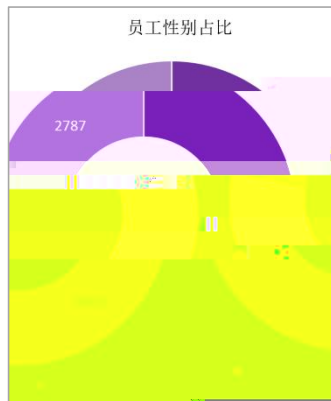
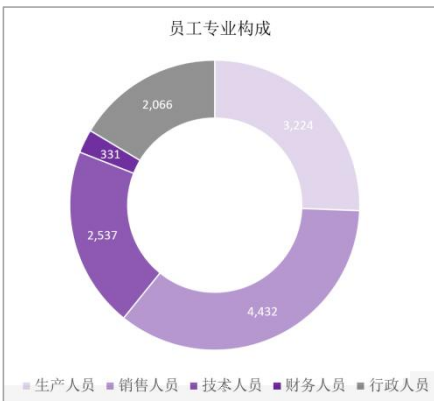
2022

2022

660

2022

12590



" "



2022


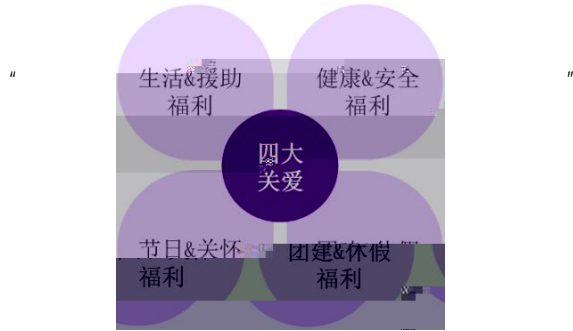
100




100

660

"

"






29 860
2823


22 395
3177

78 1872
3120



2022

2022



8

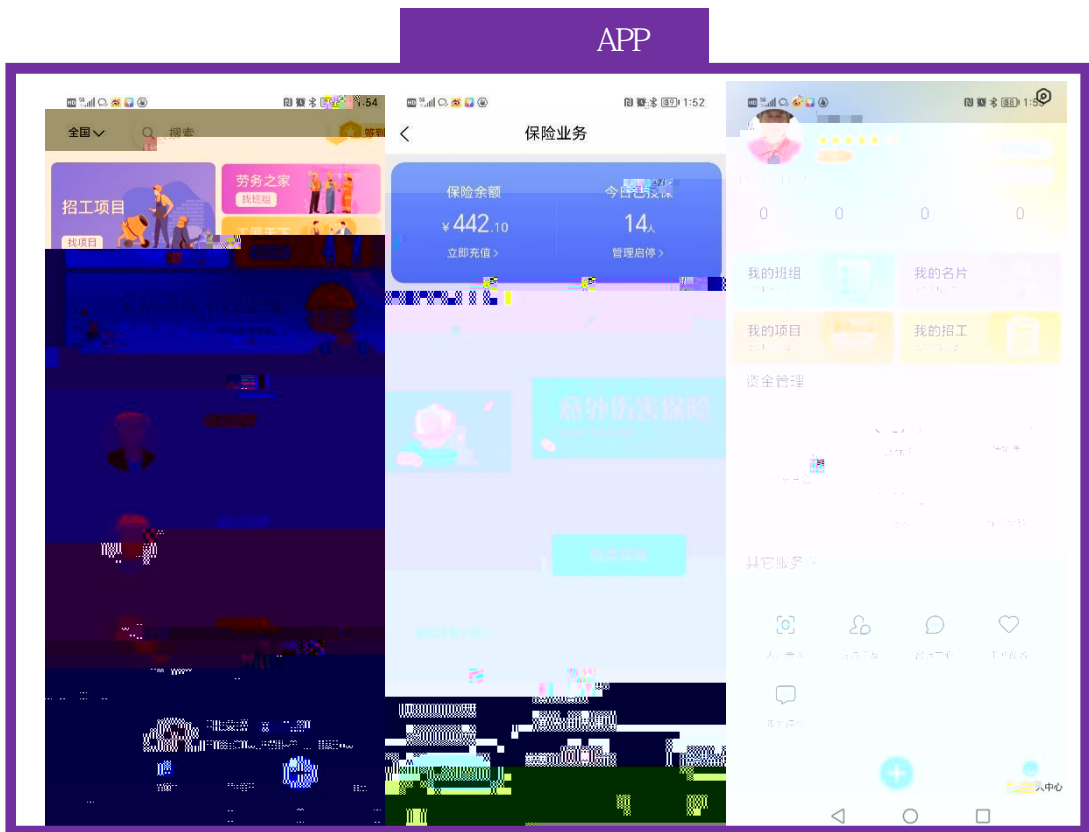
APP



2022

2022

APP




1. " "

2.


3.

4.



"

"



2022

"

"

1)

2022 8 12

"

"

8

26

"

"

11

21


10

2022 7

2022 1 24

30

2022 5 31



1)

2022 5



“

”

— —

		SGDs
	P5	
	P7	
	P11	
	P11	
	P12	
	P15	
	P15	
	P15	
	P16	
/	P18	
	P18	
	P20	
	P22	
	P22	
	P23	
	P24	
	P26	